

# LUMINA 2000/16

Polycarbonate  
IP54



Optional: integrated heating for ensuring the rechargeable battery function at temperatures up to -40 °C



Lumina 2000/16 is a real all-rounder. Whether as an emergency luminaire indoors or outdoors, demanding ambient conditions are no problem at all for the impact resistant housing with high degree of protection. The Lumina 2000/16 can be delivered with optional integrated heating or remote supply unit.

LUMINA 2000/16

SYSTEM LUMINAIRE RECHARGEABLE BATTERY LUMINAIRE

Degree of protection	IP54	
Class	I	
Enclosure material	Polycarbonate	
Enclosure colour/surface	White	
Terminal block	3 x 2.5 <sup>2</sup> for through wiring	
Light source	LED	
Ambient temperature	-20° C to +40° C	0° C to +40° C*
Connected load (AC/DC)	10.0 VA/5.5 W	
Supply voltage	230V ± 10 %, 50/60 Hz/176-275 V DC	230V ± 10 %, 50/60 Hz
Rechargeable battery	3.6V/2.5 Ah (NiCd)	

VERSIONS

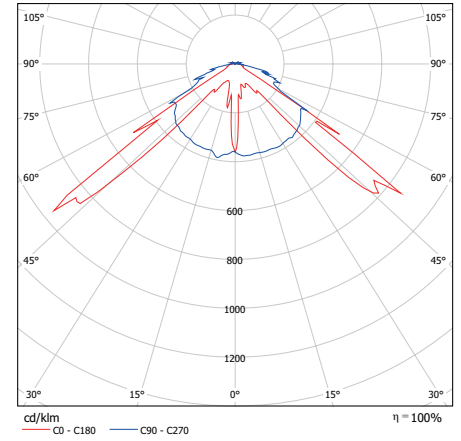
1 h with auto-check   with BUS check   with heating	•   •   •
3 h with auto-check   with BUS check   with heating	•   •   •
8 h with auto-check   with BUS check   with heating	•   •   •
without monitoring module	•
with monitoring module	•
with DALI monitoring	•

SPECIAL FEATURE

- High degree of protection (IP54)
- Impact resistant housing
- Fulfils the IFS standard and the HACCP regulation (food industry)

OPTIONS /ACCESSORIES

- Ball guard
- Integrated heating (to ensure the rechargeable battery function at low temperatures up to -40 °C, output 40 W)
- Remote supply unit (rechargeable battery luminaire) in temperature controlled area\*



LIGHTING of ESCAPE ROUTES – EN 1838


Installation height [m]	System			System			System			System		
	1 h + 3 h	8 h	8 h	1 h + 3 h	8 h	8 h	1 h + 3 h	8 h	8 h	1 h + 3 h	8 h	8 h
2.00	3.20	3.20	3.00	6.90	6.90	6.50	3.60	3.60	2.50	9.00	9.00	6.25
2.50	3.85	3.85	1.25	8.30	8.30	3.00	4.15	4.15	2.75	9.55	9.55	6.75
3.00	4.45	4.45	1.00	9.65	9.65	3.75	4.30	4.30	2.50	9.55	9.55	7.25
3.50	2.65	2.63	2.50	8.15	8.15	2.50	4.50	4.50	2.50	11.60	11.62	7.75
4.00	0.90	0.90	0.75	7.90	7.90	2.00	4.45	4.45	2.25	12.10	12.10	7.75

LIGHTING of OPEN AREAS > 60m<sup>2</sup> (anti-panic lighting) – EN 1838

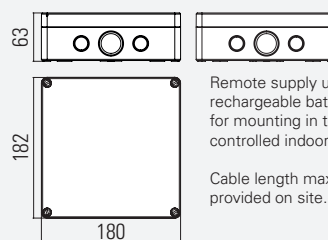
Installation height [m]	System			System			System			System		
	1 h + 3 h	8 h	8 h	1 h + 3 h	8 h	8 h	1 h + 3 h	8 h	8 h	1 h + 3 h	8 h	8 h
3.00	5.30	5.30	1.50	10.25	10.25	7.50	2.45	2.45	2.00	7.50	7.50	6.25
4.00	6.65	6.65	1.50	13.05	13.05	8.50	1.75	1.70	1.25	6.90	6.90	6.25
5.00	1.60	1.60	1.25	9.90	9.90	9.00	2.95	2.95	1.75	8.30	8.30	8.25
6.00	-	-	-	-	-	-	-	-	-	-	-	-

All figures in metres from the middle of the luminaire

L2000/16U UNIVERSALMONTAGE



\*REMOTE SUPPLY UNIT (OPTIONAL)



Remote supply unit for rechargeable battery luminaire for mounting in temperature-controlled indoor area.

Cable length max. 4 m (2.5 mm<sup>2</sup>) provided on site.