

# LED Spot **LS3** IP20 LED



Small, unobtrusive LED emergency luminaire with a discreet look for flush installation in ceilings. Optionally available with brushed stainless steel fascia.

**LED Spot LS3**

**SYSTEM LUMINAIRE**

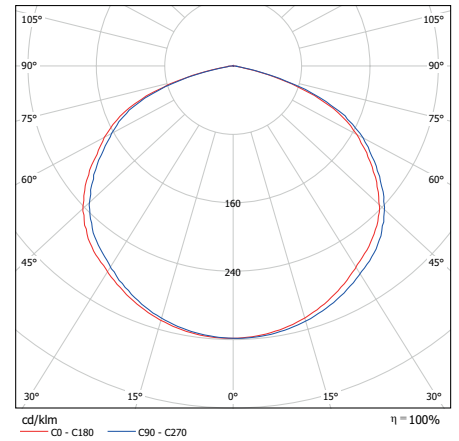
Degree of protection	IP20
Class	I
Enclosure material	LS3 sheet steel
Enclosure colour/surface	RAL 9016 (white)
Terminal block	3 x 2.5 <sup>2</sup> for through wiring
Light source	3 x 1 W power LED
Ambient temperature	-20° C to +40° C
Connected load (AC/DC)	10.4 VA /5.5 W
Supply voltage	230V ± 10 %, 50/60 Hz/176-275 V DC

**VERSIONS**



1 h with auto-check   with BUS check	
3 h with auto-check   with BUS check	
8 h with auto-check   with BUS check	
without monitoring module	•
with monitoring module	•
with DALI monitoring	

**OPTIONS /ACCESSORIES**



- Fascia in RAL 7024 (graphite grey) | Other colours on request
- Fascia made of brushed stainless steel





**LIGHTING of ESCAPE ROUTES – EN 1838**

Installation height [m]		
	System	System
2.00	2.85	7.50
2.50	3.10	8.05
3.00	3.10	8.50
3.50	3.05	8.80
4.00	2.90	8.95

**LIGHTING of OPEN AREAS > 60m<sup>2</sup> (anti-panic lighting) – EN 1838**

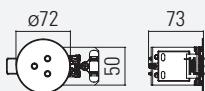
Installation height [m]		
	System	System
3.00	3.45	8.95
4.00	3.60	9.95
5.00	3.55	10.70
6.00	3.25	11.30
7.00	2.85	11.55
8.00	1.95	11.55

**LIGHTING of SALES AREAS (e.g. self-service stores) – EN 1838**

Installation height [m]		
	System	System
2.00	2.05	6.10
2.50	2.10	6.75
3.00	2.20	7.15
3.50	2.15	7.50
4.00	2.05	7.85

All figures in metres from the middle of the luminaire

**LS3E RECESSED CEILING INSTALLATION**



Ceiling cutout: Ø 60 mm  
 Maximum ceiling thickness: 42 mm  
 Minimum clear ceiling height: 120 mm

**JUNCTION BOX**

