

RECESSED EMERGENCY LIGHTING ELEMENT

By using a Gessler ELE, standard commercial luminaires can be modified to self-contained emergency luminaires.

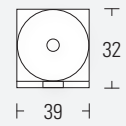
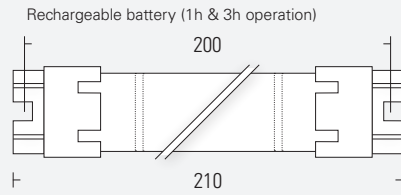
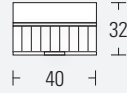
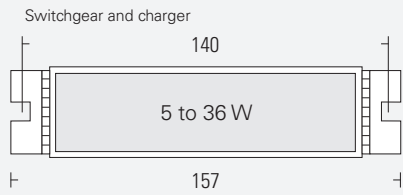


RECESSED EMERGENCY LIGHTING ELEMENT	ELE-V4	ELE-V5
NiCd rechargeable battery (1 h & 3 h)	3.6 V / 4 Ah	6 V / 4 Ah
Power (AC)	5 – 36 W	18 – 58 W
Enclosure material	Plastic	
Plug-in terminals	up to 1.5 mm ²	
Voltage	230 V AC 50 Hz	
Lamp types	LL TC-SE TC-DEL	
Ambient temperature	+5 °C to +40 °C	
Suitable ballasts	Electronic ballast Low loss ballast Conventional ballast	
Version		
1 h with auto-check BUS check	• •	• •
3 h with auto-check BUS check	• •	• •

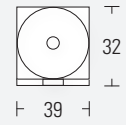
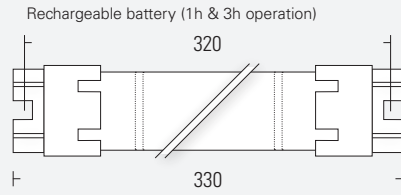
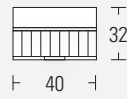
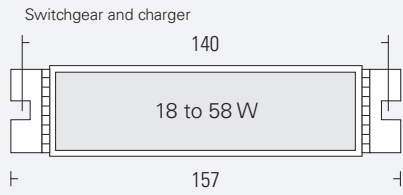
LUMINOUS FLUX TABLE

LAMP TYPE		ELE-V4		ELE-V5	
		1h	3h	1h	3h
6 (G5)	T5	25 %	15 %	–	–
8 (G5)	T5	23 %	14 %	–	–
13 (G5)	T5	17 %	11 %	–	–
18 (G13)	T8	14 %	8 %	28 %	12 %
36 (G13)	T8	9 %	5 %	22 %	10 %
58 (G13)	T8	8 %	–	15 %	7 %
20 (G10q)	T/R	9 %	5 %	22 %	8 %
22 (G10q)	T/R	–	–	–	–
32 (G10q)	T/R	9 %	6 %	20 %	8 %
40 (G10q)	T/R	9 %	–	22 %	10 %
10 (GR10q)	PLQ	24 %	15 %	–	–
16 (GR10q)	PLQ	19 %	13 %	–	–
28 (GR10q)	PLQ	12 %	8 %	29 %	13 %
38 (GR10q)	PLQ	9 %	–	19 %	8 %
10 (G24q)	TCD	20 %	13 %	–	–
13 (G24q)	TCD	21 %	14 %	–	–
18 (G24q)	TCD	15 %	9 %	36 %	17 %
26 (G24q)	TCD	11 %	8 %	26 %	13 %
10 (Gx24q)	T/E	20 %	13 %	–	–
13 (Gx24q)	T/E	21 %	13 %	–	–
18 (Gx24q)	T/E	15 %	9 %	36 %	17 %
28 (Gx24q)	T/E	–	–	23 %	13 %
32 (Gx24q)	T/E	10 %	–	21 %	12 %
42 (Gx24q)	T/E	10 %	–	22 %	–
5 (2G7)	PL	26 %	16 %	–	–
7 (2G7)	PL	23 %	16 %	–	–
9 (2G7)	PL	24 %	14 %	–	–
11 (2G7)	PL	24 %	14 %	–	–
18 (2G10)	TCF	12 %	7 %	25 %	10 %
24 (2G10)	TCF	10 %	7 %	21 %	10 %
36 (2G10)	TCF	9 %	6 %	20 %	9 %
18 (2G11)	PL	11 %	6 %	24 %	7 %
24 (2G11)	PL	10 %	6 %	27 %	11 %
36 (2G11)	PL	8 %	5 %	20 %	9 %
40 (2G11)	PL	9 %	–	21 %	12 %
55 (2G11)	PL	7 %	–	15 %	7 %
14 FHE (G5)	T5	19 %	12 %	42 %	19 %
21 FHE (G5)	T5	18 %	12 %	36 %	18 %
24 FHO (G5)	T5	11 %	9 %	26 %	11 %
28 FHE (G5)	T5	18 %	6 %	34 %	–
35 FHE (G5)	T5	–	–	30 %	–
39 FHO (G5)	T5	9 %	–	20 %	10 %
49 FHO (G5)	T5	10 %	–	21 %	–
54 FHO (G5)	T5	8 %	–	17 %	–

ELE-V4



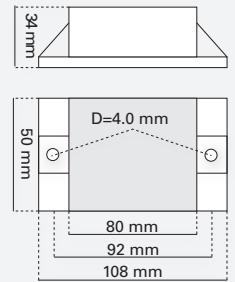

ELE-V5



OPTIONAL

SELF-MONITORED (+PUM01)

The PUM 01 performs the weekly functional test required by the VDE automatically.



Error signals are indicated via a coloured LED.

- 1x Test mode
- 1x Rechargeable battery voltage
- 2x Charging error
- 3x Temperature error
- 4x Lamp error

OPTIONAL

BUS MONITORED (+ESM02)

In the event of a malfunction, an error message is sent to the central BUS unit. The status of the built-in element is indicated at the central monitoring unit. In this way, the ELE can be monitored from a central position.

