





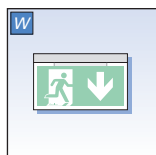


DISPLAY 9100

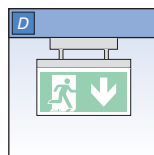
Dekorative Nothinweisleuchte
aus hochwertigem Edelstahl
in LED-Technik

31m

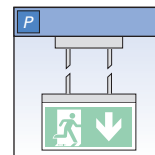
DISPLAY 9100	EVG-Version	Akku-Version	Optional
ERKENNUNGSWEITE / viewing distance	31m		<ul style="list-style-type: none"> Betoneingießstopf / concrete ceiling box    
GEHÄUSEMATERIAL / housing material	Edelstahl / stainless steel		
OBERFLÄCHE / surface	gebürstet / brushed		
LEUCHTMITTEL / illuminant	LED		
LEISTUNG (AC/DC) / load (AC/DC)	10,1VA / 6,0W	–	
SPANNUNG / voltage	230V AC/DC	230V AC	
NiMH-AKKU / NiMH-battery	–	4,8V - 0,8Ah	
SCHUTZART / protection category	IP 41		
SCHUTZKLASSE / protection class	I		
ARTIKELNUMMER / article number	D91		



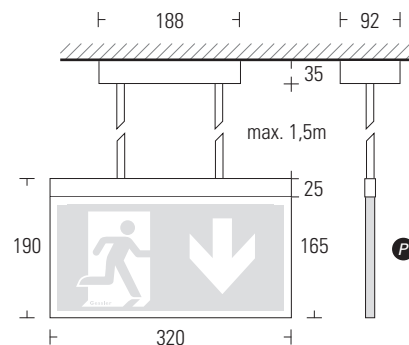
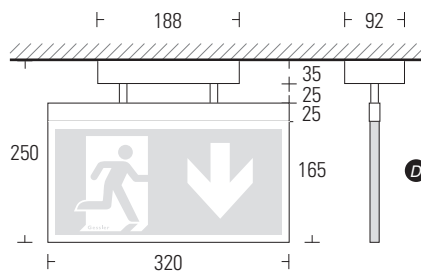
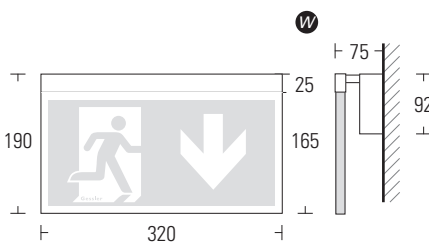
Wandmontage
wall mounting



Deckenmontage
ceiling mounting



Pendelmontage
pendulum mounting




EVG-Version				Akku-Version				
ohne Überwachung without monitoring	mit Überwachung with monitoring	DALI-Überwachung DALI-monitoring	Kino-Ausführung Theatre version	1h	3h	8h	Auto-Check auto-test	BUS-Check BUS-test
•	•	•	• <small>Lichtstrom im Netzbetrieb 10%</small>	•	•	–	•	•



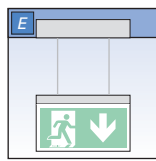
Deckenausschnitt

400 x 75mm

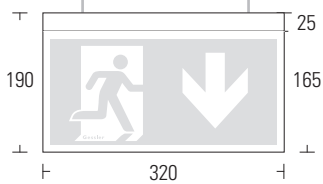
ceiling cut-out



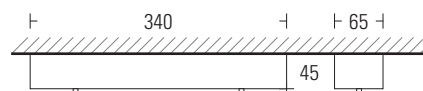
max. 6m



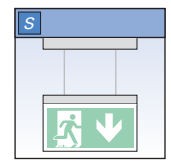
Seileinbau
recessed rope mounting



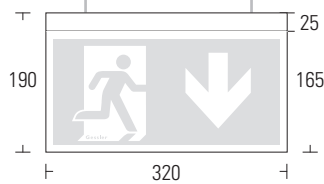
E



max. 6m



Seilaufbau
rope mounting



S